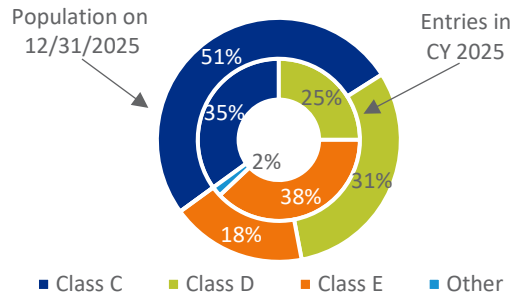


CALENDAR YEAR 2025

Sentencing Practices

- There were 129 Advanced Supervised Release and 42 habitual breaking and entering prison entries.
- There were 1,032 habitual felon prison entries; 38% were sentenced in Class E. The year-end habitual felon prison population was 3,619 with half (51%) sentenced in Class C.

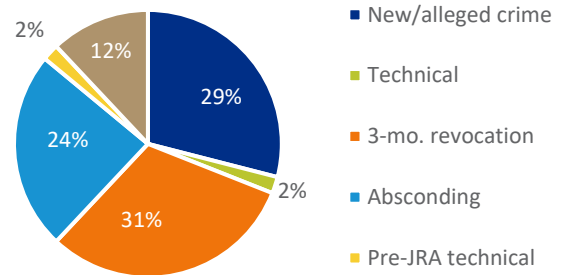
Habitual Felon Prison Entries and Population



Incarceration and Reentry

- Nearly three-fourths (73%) of offenders with post-release supervision (PRS) were in Classes F-I.
- 43% of offenders exiting PRS were in Supervision Level 2. PRS revocation rates were highest for Supervision Level 1 (28% for Class B1-E felons and 24% for Class F-I felons).
- The largest category of felony entries to prison for PRS violations were 3-month revocations (31%).

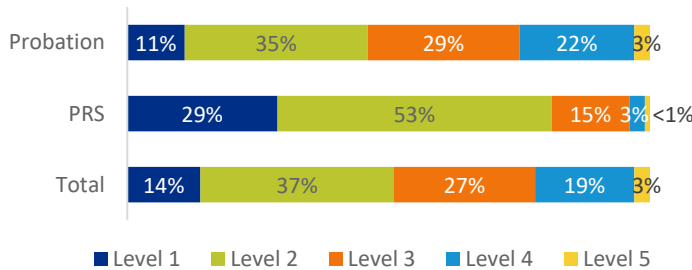
Felony Entries to Prison for PRS Violations



Community Supervision

- Of the 74,879 offenders under community supervision on December 31, most were assessed as moderate risk (31%) or moderate need (39%).
- 29% of post-release supervisees were supervised in Level 1 (most restrictive) compared to 11% of probationers.

Supervision Level



Outcomes (1-Year Follow-Up from CY 2024)

- Of quick dips ordered in CY 2024, 81% had a subsequent violation. A higher percentage of felons remained on supervision during the one-year follow-up compared to misdemeanants.

Outcomes Following a Quick Dip

1-Year Outcome	Felons	Misd.	Total
On Supervision	58%	33%	45%
Completion	32%	48%	40%
Revocation	10%	19%	15%

- Of CRV dispositions in CY 2024, 41% had a subsequent violation within one year. There were minimal differences in outcomes following a CRV disposition for felons and DWI misdemeanants.

Outcomes Following CRV Dispositions

1-Year Outcome	Felons	DWI Misd.	Total
On Supervision	41%	40%	41%
CRV & Terminate	36%	38%	36%
Terminal CRV	15%	16%	15%
Revocation	8%	6%	8%

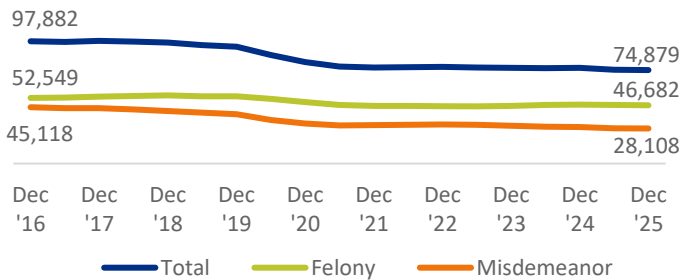
- There were 9,915 entries to Treatment for Effective Community Supervision (TECS) programs; 2,181 offenders were enrolled in TECS on December 31.
- A total of 1,850 quick dips were ordered; 950 were ordered for felons and 900 were ordered for misdemeanants.
- Of the 2,371 Confinement in Response to Violation (CRV) dispositions, most (39%) were for offenders in Supervision Level 2.

QUICK FACTS: JUSTICE REINVESTMENT

CALENDAR YEARS 2016-2025

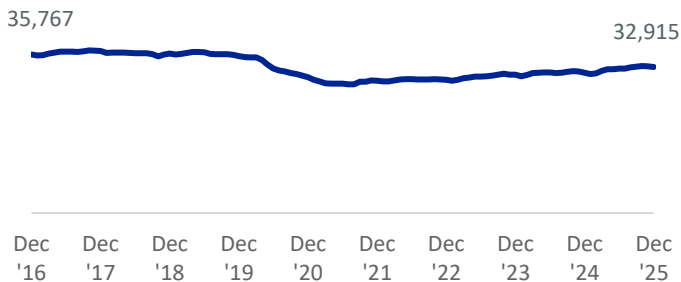
The overall community supervision population has declined 24% since December 2016. The number of offenders under supervision decreased 2% from CY 2024 to CY 2025, mostly due to continued declines in the misdemeanor population (4%).

Community Supervision Population



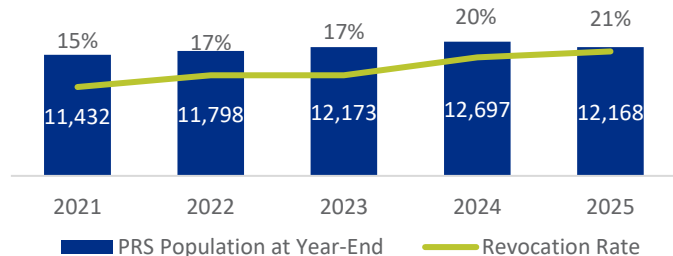
While the average prison population declined 8% from December 2016 to December 2025, the prison population has increased following the pandemic, with a 5% increase over the past year.

Average Monthly Prison Population



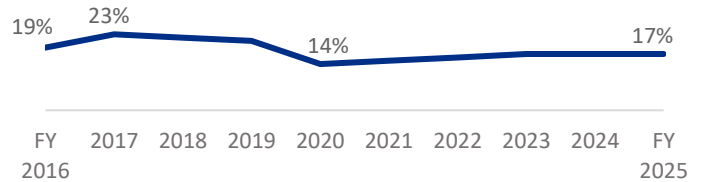
The PRS year-end population has increased steadily since 2021 but decreased 4% from December 2024 to December 2025. PRS revocation rates have increased since 2021.

PRS Population and Revocation Rates



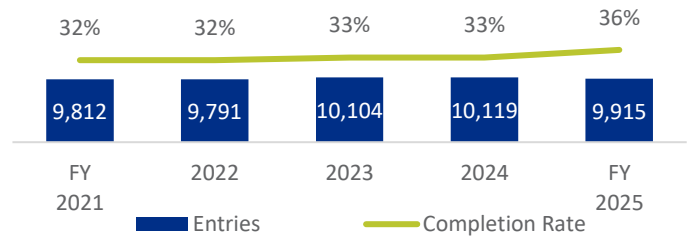
The overall probation revocation rate has fluctuated over the past ten years but has been stable at 17% since CY 2023.

Probation Revocation Rates



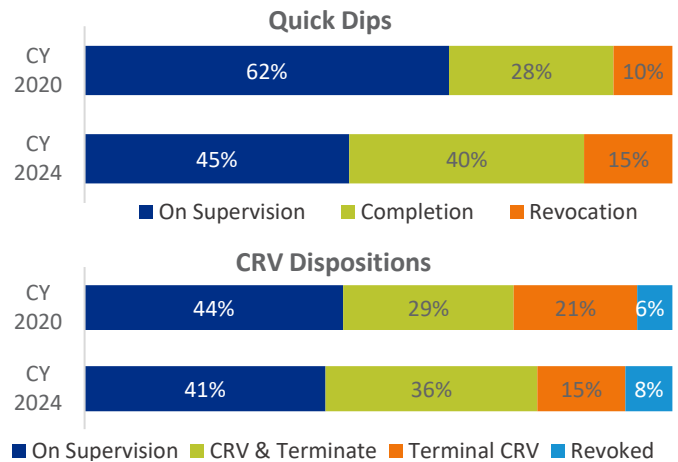
TECS entries decreased 2% over the past year. Most offenders did not complete their TECS programs; offenders in Supervision Level 4 had the highest completion rates (50%).

TECS Entries and Completion Rates



Since CY 2020, the percentage of probationers remaining on supervision following a quick dip has decreased. The percentage of probationers receiving a CRV and terminate following a CRV disposition has increased.

Outcomes: One-Year Follow-Up



SOURCE: NC Sentencing and Policy Advisory Commission, 2016-2025 Justice Reinvestment Act Implementation Evaluation Report Data

NC Sentencing and Policy Advisory Commission
 PO Box 2448 | Raleigh, NC 27602
 (919) 890-1470

The Honorable Charlie Brown, Chairman
Michelle Hall, Executive Director

For the NC Sentencing and Policy Advisory Commission's *Justice Reinvestment Act Implementation Evaluation Report 2026* and all other publications, see the Commission's website: www.NCSPAC.org.